

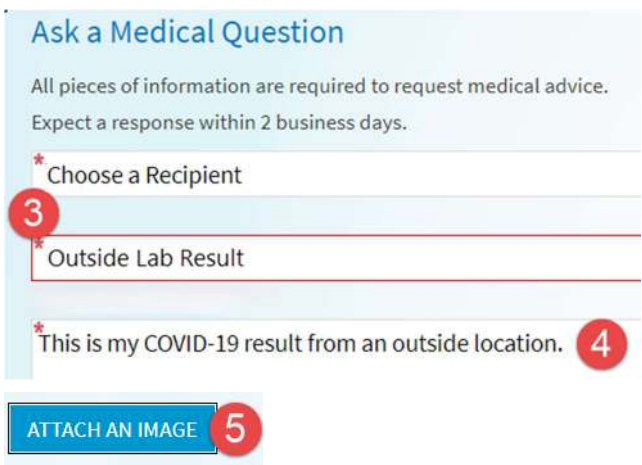
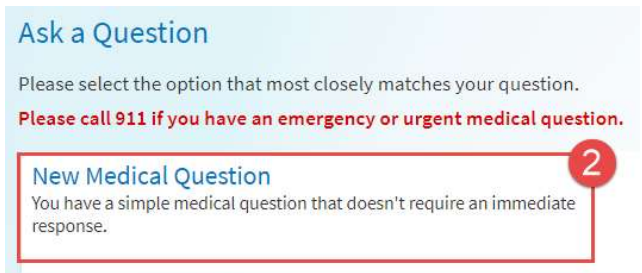
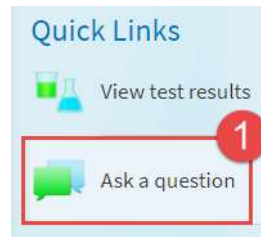
Submitting Outside COVID Results

Submitting your outside testing results allows your provider and Hennepin Healthcare to give you the best care possible, using the most up-to-date information available. There are 3 ways to do this, with MyChart being the preferred method.

Via MyChart

1. Under *Messaging* or *Quick Links*, select **Ask a Question**
2. Select **New Medical Question**
3. Using the dropdowns, select the provider and the reason for sending (**Outside Lab Result**)
4. Add a comment that these COVID results are from an outside lab
5. Click the **ATTACH AN IMAGE** button to attach your **entire** lab report (*not a screenshot of an email you received*).

NOTE: This may require logging into your account with the outside lab and **downloading the full report.**



6. Enter a short description of your result and click **SEND**.



Via Email

- Send a copy of your results as a **PDF attachment** to HIMOperations@hcmcd.org.

Via Provider Visit

- Share your results with your provider at an in-person or virtual visit.