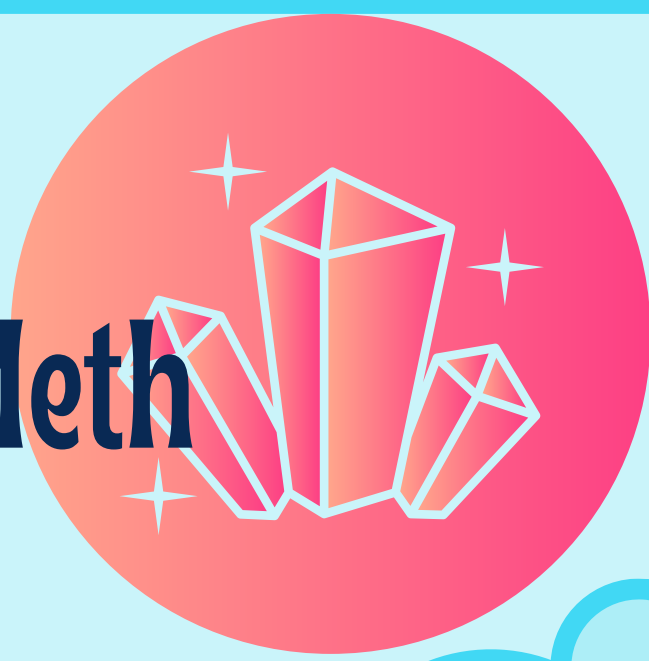
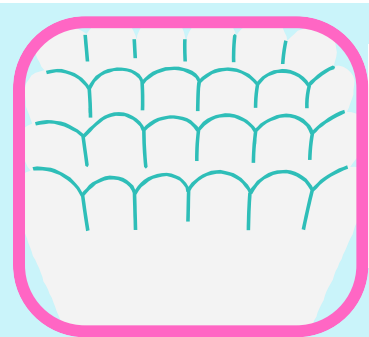


ACETONE Wash for safer Meth USE!



1. You will need 2 empty **THICK** plastic (NOT a red solo cup) or metal cups



2. A coffee filter/paper towel or large glass dish

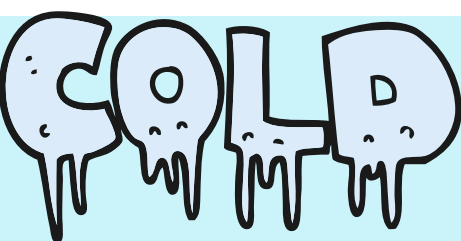
3. 100% Acetone.



4. AANNND your Meth



5. Supply can be left as crystals or crushed into powder



6. Use **COLD** acetone and Pour into cup



7. Pour powder/crystals into acetone.



8. **SHAKE SHAKE SHAKE** (or stir) **THE CONTENTS**



9. Put coffee filter on cup, Pour solution over coffee filter



10. Lay powder/crystals out to dry on a paper towel or in a glass dish for 15 minutes before use



Supplies needed:

1. 100% Acetone
2. 2 Plastic/metal cups
3. Coffee filter
4. Paper towel/glass dish

Things to know:

Acetone is highly flammable and should be stored away from heat sources. Do not put washed meth into the oven to dry.

Meth is sometimes cut with caffeine, fentanyl, MSM, salt, xylazine, and sugar. Salt and sugar are not acetone soluble.

Do not use mineral spirits/wood alcohol, grain alcohol, methanol alcohol, nail polish remover, or ethyl alcohol as replacements for 100% acetone. These products contain water and will dissolve meth resulting in the need to recrystallize.

Acetone can trigger asthma symptoms if not used in a ventilated area.

Washing meth will lead to a better experience overall. It removes adulterants, thus making it safer to consume overall. Acetone wash will also give the meth a better taste and texture, making it easier to smoke.

ONLY WASH SMALL AMOUNTS THAT YOU INTEND TO USE If arrested with higher purity product- the risk of more severe consequence from law enforcement goes up.

710 W. Broadway
Minneapolis,
MN 55411
612-223-3682
612-267-0305
Tues/Wed 2-5pm
Thur/Fri 11-5pm



NORTHPOINT
Health & Wellness Center

**HARM REDUCTION &
TESTING SERVICES**